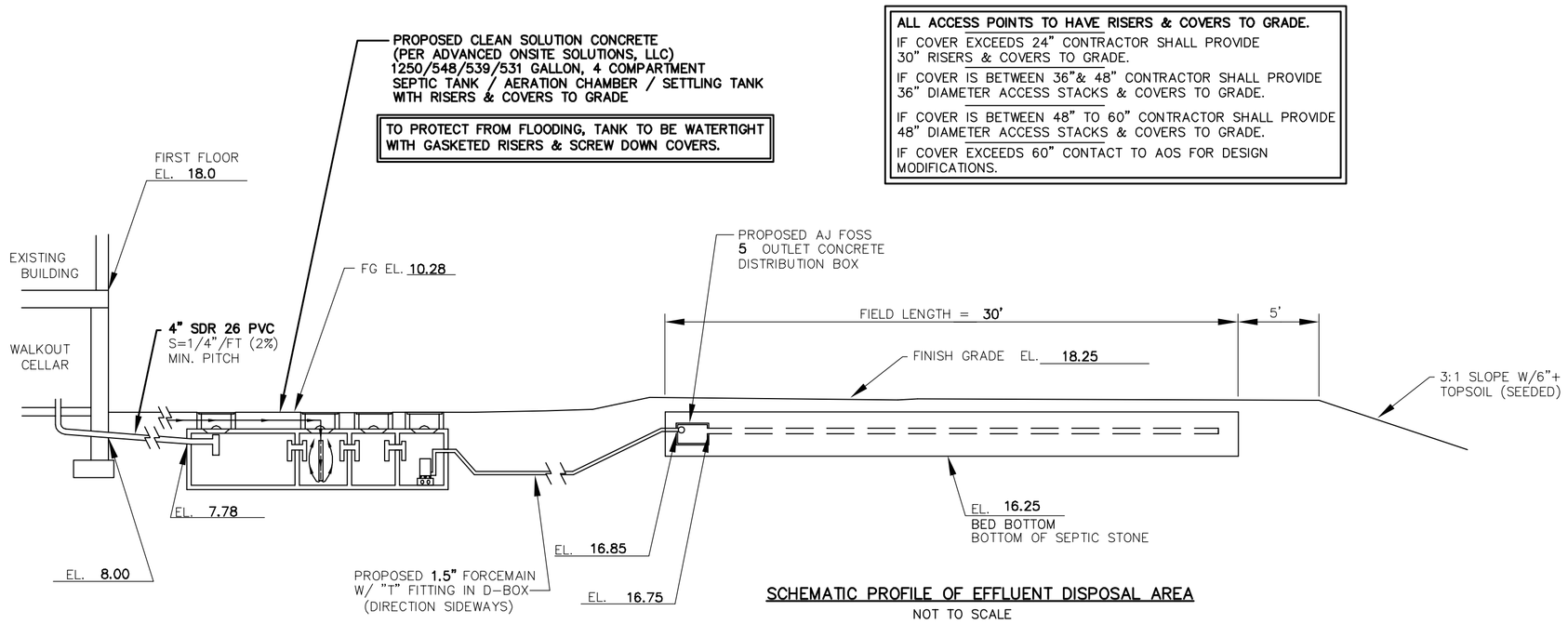

SCHEMATIC PROFILE OF EFFLUENT DISPOSAL AREA

NOT TO SCALE

ALL ACCESS POINTS TO HAVE RISERS & COVERS TO GRADE.

IF COVER EXCEEDS 24" CONTRACTOR SHALL PROVIDE 30" RISERS & COVERS TO GRADE.

IF COVER IS BETWEEN 36"& 48" CONTRACTOR SHALL PROVIDE 36" DIAMETER ACCESS STACKS & COVERS TO GRADE.

IF COVER IS BETWEEN 48" TO 60" CONTRACTOR SHALL PROVIDE 48" DIAMETER ACCESS STACKS & COVERS TO GRADE.

IF COVER EXCEEDS 60" CONTACT TO AOS FOR DESIGN MODIFICATIONS.

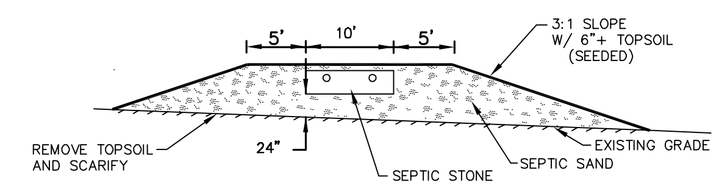

DESIGN INTENT

BOTTOM OF EFFLUENT DISPOSAL AREA TO BE NO LESS THAN 24" ABOVE THE EXISTING GRADE ON THE HIGH SIDE.

NOTES

1.) SEE SITE PREPARATION AND FILL NOTES
2.) EXISTING GRADE, HIGH SIDE ASSUMED TO BE 14.25
3.) MINIMUM FILL EXTENSION WHERE APPLICABLE IS 5'
4.) ALL FILL UNDER RAISED SYSTEMS INCLUDING SHOULDERS TO BE MEDIUM TO COARSE SEPTIC SAND.

SCHEMATIC CROSS-SECTION OF EFFLUENT DISPOSAL AREA

NOT TO SCALE

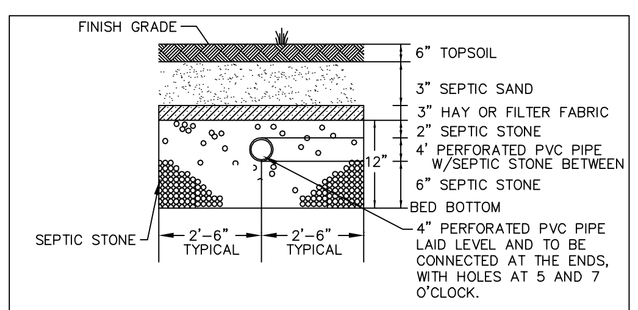

STONE AND PIPE FIELD CROSS SECTION

N.T.S.

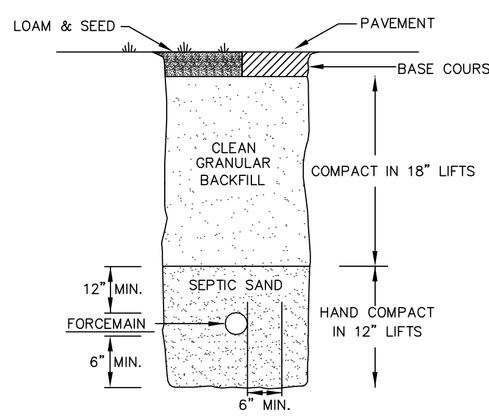

NOTES:

1. MINIMUM COVER SHALL BE 6'+ FOR PLOWED AREAS, 4'+ FOR CROSS COUNTRY
2. MULTIPLE PIPES IN THE SAME TRENCH SHALL BE SEPARATED BY 12"+

STANDARD TRENCH DETAIL

NOT TO SCALE

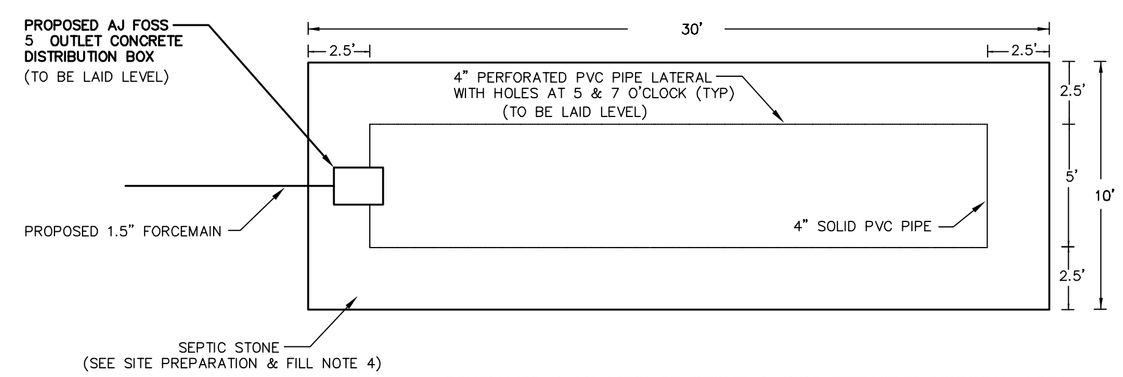

SCHEMATIC PLAN VIEW OF STONE & PIPE EFFLUENT DISPOSAL AREA

(PER ADVANCED ONSITE SOLUTIONS, LLC)
NOT TO SCALE

GENERAL NOTES:

1. **THIS PLAN IS NOT A PROPERTY BOUNDARY SURVEY, DRAINAGE/STORMWATER MANAGEMENT PLAN, AND/OR ENGINEERED SITE PLAN.THE WRIGHT CHOICE ACCEPTS NO LIABILITY IF THIS PLAN IS USED INAPPROPRIATELY.**
2. **APPROPRIATELY USED SEPTIC DESIGN PLAN LIABILITY IS LIMITED TO THE SEPTIC DESIGN CONTRACT PRICE.**
3. **BOUNDRY INFORMATION PER ATLANTIC SURVEY CO., LLC PLAN.**
4. **"OR EQUAL" SUBSTITUTIONS MAY BE MADE PROVIDED THAT THEY HAVE PRIOR WRITTEN APPROVAL FROM THE WRIGHT CHOICE SEPTICS.**
5. **ANY DISCREPANCY BETWEEN THESE PLANS AND THE APPARENT FIELD CONDITIONS TO BE REPORTED TO THE WRIGHT CHOICE SEPTICS PRIOR TO CONSTRUCTION.**
6. **IT IS THE INSTALLER'S RESPONSIBILITY TO:**
   - USE THE MOST CURRENT STATE APPROVED STAMPED PLANS.
   - OBTAIN ALL MUNICIPAL PERMITS & ANY OTHER PERMITS PRIOR TO CONSTRUCTION.
   - COMPLY WITH & ARRANGE FOR ALL MUNICIPAL REQUIREMENTS & INSPECTIONS PRIOR TO CONSTRUCTION.
   - CONTACT DIG SAFE PRIOR TO CONSTRUCTION.
   - ***NOTE: THAT THE LOCATION OF ALL UTILITIES MAY NOT BE KNOWN.**
   - HAVE SYSTEM INSPECTED AND APPROVED BY NH-DES PRIOR TO BACKFILLING.
   - SURROUND WITH ORANGE CONSTRUCTION FENCE, ANY EXCAVATION THAT WILL BE LEFT OPEN OVER NIGHT.
   - USE SILT FENCE OR PROPER EROSION CONTROL TO PROTECT SENSITIVE WETLAND AREAS.
7. CONCRETE STRUCTURES TO BE BALISTED, TIED DOWN, & WATERTIGHT (SEALED & GROUTED).
8. ALL SEPTIC TANKS MUST HAVE BAFFLES AT INLETS, OUTLETS AND BETWEEN COMPARTMENTS.
9. SEPTIC TANK MUST BE A MINIMUM OF 5' FROM FOUNDATION & 10' FROM PROPERTY LINE. (UNLESS WAIVED)
10. EDA MUST BE A MINIMUM OF 15' FROM FOUNDATION & 10' FROM PROPERTY LINE. (UNLESS WAIVED)
11. GRAVITY SEWERS & FORCEMAINS TO BE SCHEDULE 40 OR SDR 35, OR SDR 26 WITHIN WELL RADIUS. EDA PIPES TO BE 4" SOLID SCH 40 OR SDR 35, LAID LEVEL. LATERALS TO HAVE HOLES AT 5 & 7 O'CLOCK.
12. MINIMUM PIPE SLOPES: BUILDING TO TANKS = 2% TANKS TO D-BOX = 1%
13. SITE, ZONING, AND/OR CHANGE OF USE MAY REQUIRE OTHER PERMITS, CHECK WITH TOWN & STATE AGENCIES.

EDA SITE PREPARATION AND FILL

1. CHECK DESIGN INTENT AND VERIFY THE ELEVATION OF EXISTING GROUND (UPSLOPE SIDE) BEFORE DISTURBING SITE. THE "DESIGN INTENT" MUST BE MAINTAINED.
2. REMOVE ALL TREES, BRUSH, BOULDERS, AND DEBRIS FROM THE AREA TO BE FILLED. STUMPS NOT TO BE BURIED WITHIN 75' OF EFFLUENT DISPOSAL AREA.
3. REMOVE TOPSOIL. LEAVE SUBSOIL IN PLACE. DO NOT COMPACT SUBSOIL WITH MACHINERY. SCARIFY WITH TEETH OF EXCAVATOR BEFORE PLACING FILL. SCARIFY PARALLEL WITH CONTOURS, WORKING FROM THE CENTER OUTWARD. SOIL MUST BE DRY PRIOR TO PREPARATION.
4. MATERIAL SPECIFICATIONS:
   TOPSOIL: 6" OF CLEAN LOAM TO BE PLACED AS BLANKET ON TOP AND SIDE SLOPES.
   CLEAN FILL: PERMEABLE SOIL FREE OF ROOTS, DEBRIS, ORGANICS, AND STONES GREATER THAN 2.5".
   SEPTIC SAND: FILL TO RAISE THE SYSTEM AND FOR THE SIDE SLOPES AS SHOWN ON THE SCHEMATIC CROSS-SECTION TO MEET THE FOLLOWING SPECIFICATION: MEDIUM TO COARSE TEXTURED SAND, NO GREATER THAN 5% PASSING THE NUMBER 200 SIEVE, AND NO PARTICLES LARGER THAN 2.5".
   SEPTIC STONE: USE CLEAN UNIFORMLY-SIZED WASHED CRUSHED 1.5" STONE OR ROCK, WITH A RANGE OF 0.75" TO 2.5" AND FREE OF FINES, IN ACCORDANCE WITH ENV-WS TABLE 1014-2. CRUSHED GRANITE MUST BE THROUGHLY WASHED TO MINIMIZE THE POTENTIAL CLOGGING EFFECT OF STONE DUST.
5. SEPTIC STONE TO BE PLACED ONTO PREPARED SURFACE FROM THE SIDE. DO NOT ALLOW EQUIPMENT ON THE SCARIFIED SOIL SURFACE. FILL BETWEEN PIPES TO BE CAREFULLY PLACED WITH EXCAVATOR.
6. PLACE FILL IN 12" LOOSE LAYERS USING A TRACK TYPE TRACTOR WITH BLADE. ALWAYS KEEP A MINIMUM OF 9" OF FILL MATERIAL BENEATH TRACKS OF TRACTOR TO MINIMIZE COMPACTION OF NATURAL SOIL. EACH LAYER SHALL BE SPREAD IN UNIFORM THICKNESS PRIOR TO PLACING NEXT LAYER. CONTINUOUS GRADING AND SHAPING SHALL BE CARRIED OUT TO ASSURE UNIFORM DENSITY THROUGHOUT EACH LAYER.
7. BEFORE BACKFILLING THE EDA, THE STONE SHALL BE COVERED WITH A PERMEABLE LAYER THAT WILL ALLOW VENTILATION, SUCH AS UNTREATED BUILDING PAPER, A 2" LAYER OF HAY, OR FILTER FABRIC. AN IMPERVIOUS COVERING SUCH AS TAR PAPER OR PLASTIC SHALL NOT BE USED, AS THIS INTERFERES WITH VENTILATION.
8. ENTIRE FILLED AREA SHOULD BE COVERED WITH TOPSOIL, SEEDED, AND MULCHED IMMEDIATELY AFTER BACKFILLING TO PREVENT EROSION.
9. BACKFILL DEPTH OVER SYSTEM TO BE 3"-12". CROWN 2% MIN. TO PROVIDE RUNOFF. SYSTEM BACKFILLED WITH MORE THAN 18" MUST BE VENTED.
10. HYDRAULIC BACKFILLING OR MACHINE TAMPING OF BACKFILL AND/OR LOAM IS PROHIBITED.

OPERATION AND MAINTENANCE

1. **IT IS THE OWNER'S RESPONSIBILITY TO MAINTAIN THIS SYSTEM IN ACCORDANCE WITH THESE "OPERATION AND MAINTENANCE" INSTRUCTIONS. PLANS SHOULD BE PROVIDED TO FUTURE OWNERS.**
2. **SEPTIC TANK MUST BE PUMPED BY A LICENSED HAULER AT LEAST EVERY YEAR. KEEP PUMPING RECEIPTS AS PROOF OF MAINTENANCE. CHECK TANK REGULARLY. IF SLUDGE & SURFACE SCUM EXCEED 1/3 OF LIQUID DEPTH, HAVE TANK PUMPED.**
3. **IT IS NOT RECOMMENDED THAT THE BACKWASH FROM WATER SOFTENERS BE DISCHARGED INTO THE SEPTIC SYSTEM. CURRENT NH-DES RULES ALLOW THAT WATER SOFTENER BACKWASH BE DISCHARGED TO A SEPARATE DRYWELL. NO DESIGN OR APPROVAL IS REQUIRED FOR THIS.**
4. **CAREFUL AND REASONABLE WATER USE REQUIRED TO MAXIMIZE SYSTEM'S LIFE.**
5. **ALL FIXTURES SHOULD BE LOW FLOW FIXTURES (IE: TOILETS, SHOWER HEADS, ETC.).**
6. **LAUNDRY LOADS SHOULD BE SPACED OUT, DUE TO THE LIMITATION OF ANY RECEIVING AREA.**
7. **ONLY TOILET PAPER, IN SMALL AMOUNTS, IS TO BE DISPOSED OF VIA THIS SYSTEM.**
8. **USE TOILET CLEANING CHEMICALS JUDICIOUSLY.**
9. **DO NOT DISPOSE OF PAPER TOWELS, FEMINE PRODUCTS, DIAPERS, INCONTINANCE PADS, DUSTING PRODUCTS, MEDICATIONS OR ANY OTHER OBJECTS OR ITEMS, VIA THIS SYSTEM.**
10. **DO NOT DISPOSE OF GREASE, CHEMICALS, SOLVENTS, PAINT, MOTOR OIL, ETC. VIA THIS SYSTEM.**
11. **DO NOT STORE SNOW ON OR UPSLOPE OF SEPTIC TANK AND/OR EFFLUENT DISPOSAL AREA.**
12. **NO PLANTINGS WITH SUBSTANCIAL ROOT STRUCTURE TO BE PLANTED OVER OR NEAR TO SEPTIC SYSTEM. GRASS IS SUGGESTED, SINCE SEPTICS WORK BEST WHEN THE SOIL LAYER COVERING IS NOT DISTURBED.**
13. **NO PLASTICS OR AIR RESTRICTIVE COVERINGS TO BE PLACED OVER SEPTIC SO NOT TO SUFFICATE BACTERIA IN EDA.**
14. **SYSTEM IS NOT DESIGNED TO SUPPORT THE WEIGHT OF HEAVY OBJECTS.**
15. **SYSTEM IS NOT DESIGNED FOR VEHICULAR TRAFFIC, GARBAGE DISPOSAL, EJECTOR PUMP OR LIVESTOCK.**

NOTE: FAILURE TO MAINTAIN SYSTEM COMPONENTS CAN LEAD TO PREMATURE FAILURE OF SEPTIC SYSTEM.

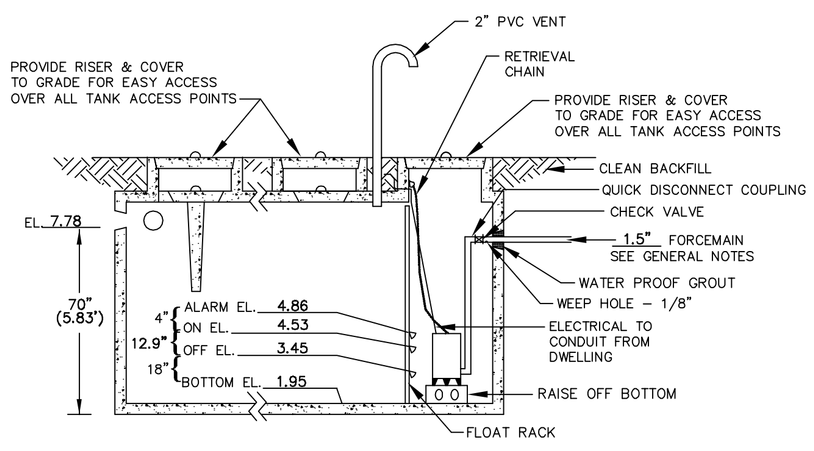

MFG: **CLEAN SOLUTION**
SIZE: **1250/548/539/531 GALLONS**

1" DRAW DOWN = 8.7 GALS.±. PUMP TO BE SET TO DOSES OF 112.5 GALS./CYCLE.

PUMP TO BE CAPABLE OF 22 GPM AT A TOTAL HEAD OF 17' FEET

PROPOSED PUMP: HYDROMATIC SHEF 30 WITH FLOAT CONTROLS AND ALARM OR EQUAL. APPROX. RUNNING TIME WITH PUMP SPECIFIED TO = 5.11 MINS.

PUMP TO HAVE SEPARATE ON/OFF FLOATS SET AS SPECIFIED. ALARM TO BE ON SEPARATE CIRCUIT FROM PUMP.

TANK/PUMP DETAIL

SCHEMATIC OF TYPICAL APPURTENANCES

NOT TO SCALE

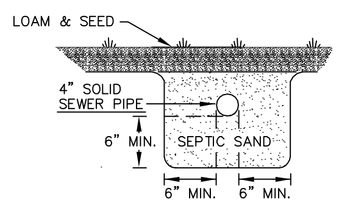

FOR SEWER PIPE FROM BUILDING TO TANK, & TANK TO D-BOX.

SEWER PIPE TRENCH DETAIL

NOT TO SCALE

THE CLEAN SOLUTION™ ALTERNATIVE SEPTIC SYSTEM
MODEL 250ST-R3-PC
FOR
3-BEDROOM SINGLE FAMILY HOME

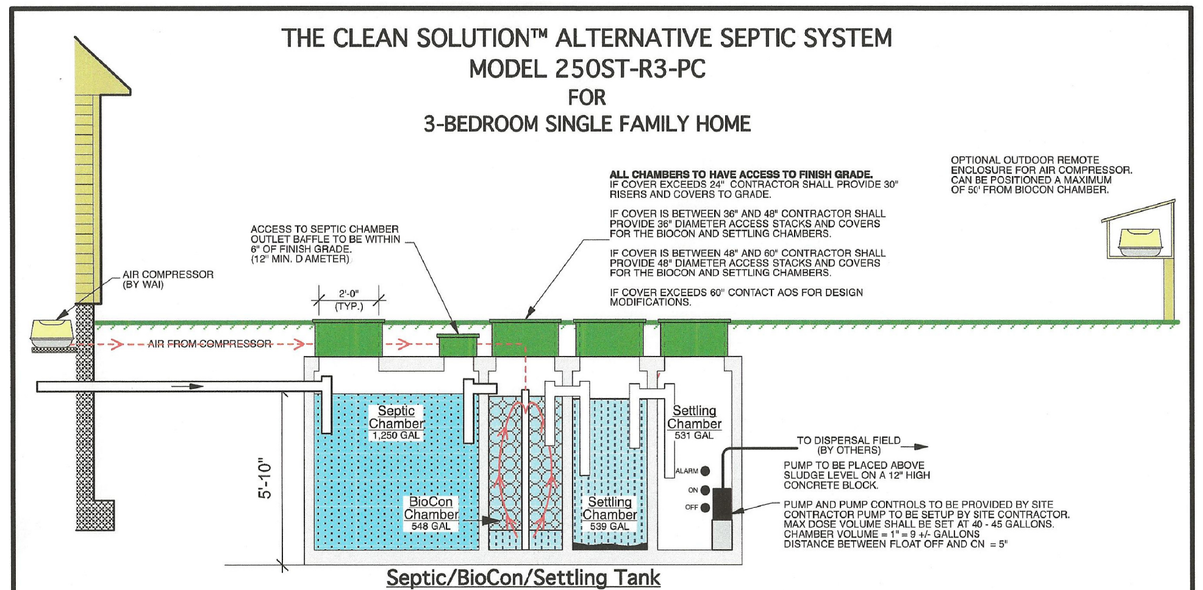

Septic/BioCon/Settling Tank

- Provided by WAI -
2,550 GAL 3-Compartment Tank
(15'0"L x 6'6"W x 6'1"H)

Tank from:
Phoenix Precast Products
Concord, NH 03301
1-800-639-2199

NOTES:

1. Septic Tank shall be pumped every two years.
2. Settling / Pump chamber shall be inspected every year and pumped to remove sludge More frequent pumping may be required depending on use.
3. Tank is not suitable for drive on use. Heavy Duty and H-20 models available.
4. Contractor to verify tank dimensions prior to setting.
5. Plastic risers provided by AOS up to 18". Based on design plans Contractor to provide additional risers to finish grade if cover over tank exceeds 18". See above for depth requirements.

Site: Tax Map 11 Lot No. 28-1 66 Piscataqua Road Durham, NH 03824	Owner: Robert & Gale Teeri 7007 Hardwood Ridge Road Carrabasset Valle, ME 04947 Phone: 207-670-5054	Date 07/31/2013 Rev.	**A**dvanced **O**nsite **S**olutions LLC *innovative wastewater solutions with sustainable results* P.O.Box 248 Canterbury, NH 03224 Phone 603.783.8042

Official Stamps

NH Designer Stamp

NEW HAMPSHIRE Designer of Subsurface Disposal Systems ★★★ Penny R. Wright No. 1353 Department of Environmental Services

SUBSURFACE SEWAGE DISPOSAL SYSTEM FOR

Robert & Gale Teeri

66 Piscataqua Road
Durham, NH 03824

TAX MAP 11, LOT 28-1 SD#: PREDATES 1967 DEED Bk/Pg: 2178 / 328

Drawing # 13-0117
Job # 13-0117
Date: 8/13
Drawn By: PRW
Checked By: PRW

Date	Revision	By

The Wright Choice
For the Right SEPTIC Design
32 Route 156
Nottingham, NH 03290
thewrightchoice.pw@gmail.com
Phone: 603-679-1455
Fax: 603-679-5599
Cell: 603-303-5552
thewrightchoiceseptics.com