

BLUE STAR

Power Systems Inc.

Diesel Product Line

208-600 Volt

JD80-03FT4

60 Hz / 1800 RPM

80 kWe / 80 kWe

Standby / Prime

Ratings

	240V	208V	240V	480V	600V
Phase	1	3	3	3	3
PF	1.0	0.8	0.8	0.8	0.8
Hz	60	60	60	60	60
Generator Model	364CSL1609	362CSL1606	362CSL1606	362CSL1604	362PSL1635
Connection	12 LEAD ZIG-ZAG	12 LEAD WYE	12 LEAD DELTA	12 LEAD WYE	4 LEAD WYE
Standby					
kWe	80	80	80	80	80
AMPS	333	278	241	120	96
Temp Rise	105°C / 40°C	105°C / 40°C	105°C / 40°C	105°C / 40°C	105°C / 40°C
Prime					
kWe	80	80	80	80	80
AMPS	333	278	241	120	96
Temp Rise	105°C / 40°C	105°C / 40°C	105°C / 40°C	105°C / 40°C	105°C / 40°C

Standard Equipment

Engine

- ▶ Radiator Cooled Unit Mounted (50°C)
- ▶ Blower Fan & Fan Drive
- ▶ Starter & Alternator
- ▶ Oil Pump & Filter
- ▶ Oil Drain Extension w/Valve
- ▶ Governor - Electronic Isochronous
- ▶ 12V Battery System & Cables
- ▶ Air Cleaner (Dry Single Stage)
- ▶ Flexible Fuel Connector
- ▶ EPA Certified Tier 4 Final
- ▶ SCR & DOC Exhaust Catalysts

Listing Certifications

- ▶ NFPA 110 Compliant

Generator

- ▶ Brushless Single Bearing
- ▶ Automatic Voltage Regulator
- ▶ ± 1% Voltage Regulation
- ▶ 4 Pole, Rotating Field
- ▶ 105°C Standby Temperature Rise
- ▶ 105°C Prime Temperature Rise
- ▶ 100% of Rated Load - One Step
- ▶ 5% Maximum Harmonic Content
- ▶ NEMA MG 1, IEEE and ANSI Standards Compliance for Temperature Rise

Additional

- ▶ Microprocessor Based Digital Control
- ▶ Interface Connection Box
- ▶ Control Panel Mounted in NEMA 12 Enclosure
- ▶ Base - Formed Steel
- ▶ Main Line Circuit Breaker Mounted & Wired
- ▶ SCR / DOC Catalysts / Silencer Mounted
- ▶ Battery Charger 12V 6 Amp
- ▶ Jacket Water Heater -20°F 1500W 120V w/Isolation Valves
- ▶ Vibration Isolation Mounts
- ▶ Radiator Duct Flange (OPU Only)
- ▶ Single Source Supplier
- ▶ 2YR / 2000HR Standby Warranty
- ▶ 1YR / 1500HR Prime Warranty
- ▶ Standard Colors - White / Gray

Diesel Product Line

80 kWe / 80 kWe



Application Data

Engine			
Manufacturer:	John Deere	Displacement - Cu. In. (lit):	275 (4.51)
Model:	4045HFG04	Bore - in. (cm) x Stroke - in. (cm):	4.20 (10.6) x 5.00 (12.7)
Type:	4-Cycle	Compression Ratio:	17.0:1
Aspiration:	Turbo Charged, CAC	Rated RPM:	1800
Cylinder Arrangement:	4 Cylinder Inline	Max HP Stby (kWm):	133 (99.2)

Exhaust System	Standby	Prime
Gas Temp. (Stack): °F (°C)	910 (488)	910 (488)
Gas Volume at Stack Temp: CFM (m³/min)	533 (15.1)	533 (15.1)
Maximum Allowable Exhaust Restriction (Post Catalysts): in. H₂O (kPa)	20.0 (5.00)	20.0 (5.00)
Cooling System		
Ambient Capacity of Radiator: °F (°C)	122 (50.0)	122 (50.0)
Maximum Allowable Static Pressure on Rad. Exhaust: in. H₂O (kPa)	0.50 (0.12)	0.50 (0.12)
Water Pump Flow Rate: GPM (lit/min)	65.0 (245)	65.0 (245)
Heat Rejection to Coolant: BTUM (kW)	3,529 (61.8)	3,529 (61.8)
Heat Rejection to CAC: BTUM (kW)	740 (13.0)	740 (13.0)
Heat Radiated to Ambient: BTUM (kW)	768 (13.4)	768 (13.4)
Air Requirements		
Aspirating: CFM (m³/min)	226 (6.40)	226 (6.40)
Air Flow Required for Rad. Cooled Unit: CFM (m³/min)	9,717 (275)	9,717 (275)
Air Flow Required for Heat Exchanger/Rem. Rad. CFM (m³/min)	Consult Factory For Remote Cooled Applications	
Fuel Consumption		
At 100% of Power Rating: gal/hr (lit/hr)	6.05 (22.9)	6.05 (22.9)
At 75% of Power Rating: gal/hr (lit/hr)	4.61 (17.5)	4.61 (17.5)
At 50% of Power Rating: gal/hr (lit/hr)	3.32 (12.6)	3.32 (12.6)
DEF Consumption (% of fuel consumption)	± 4.30%	± 4.30%
Fluids Capacity		
Total Oil System: gal (lit)	3.88 (14.7)	3.88 (14.7)
Engine Jacket Water Capacity: gal (lit)	2.25 (8.50)	2.25 (8.50)
System Coolant Capacity: gal (lit)	6.75 (25.6)	6.75 (25.6)
DEF Tank Capacity: gal (lit)	3.80 (14.3)	3.80 (14.3)

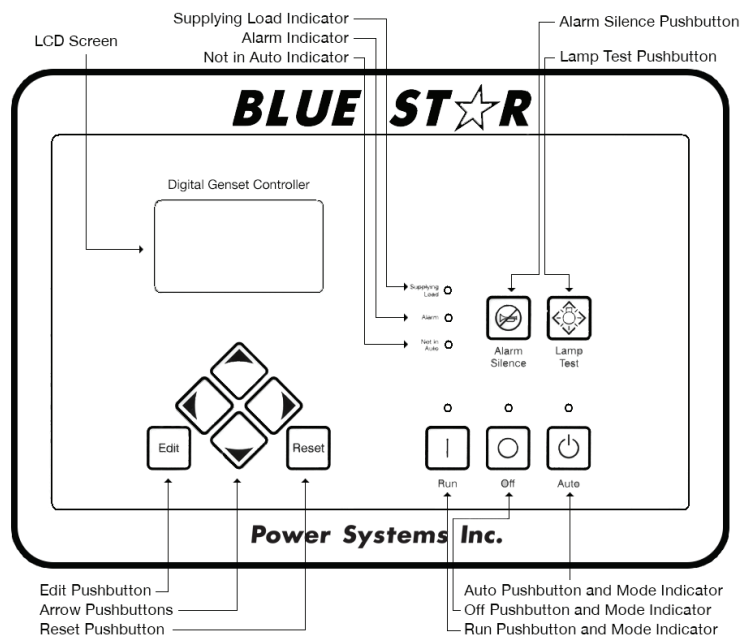
Deration Factors

Rated Power is available up to 8,400 Ft (2560m) at ambient temperatures to 122°F (50°C) standby and prime.
Consult factory for site conditions above these parameters.

DGC-2020 Control Panel

Standard Features

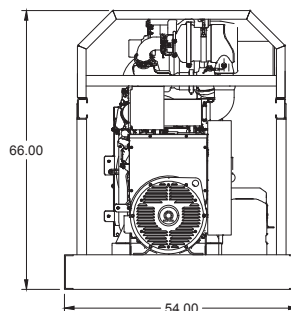
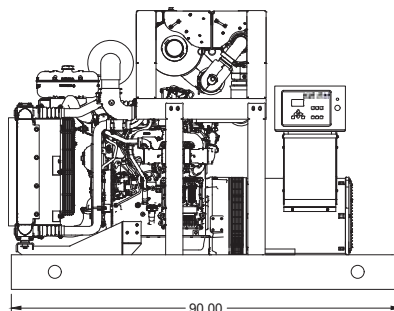
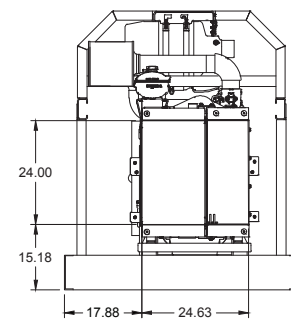
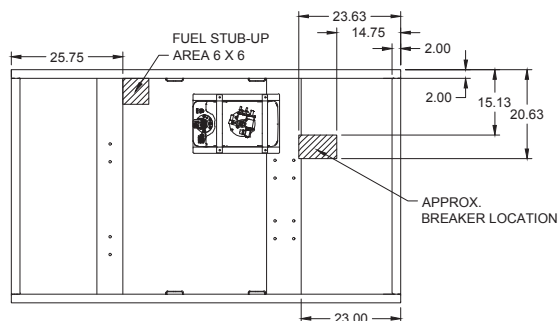
- ▶ Digital Metering
- ▶ Engine Parameters
- ▶ Generator Protection Functions
- ▶ Engine Protection
- ▶ CAN Bus ECU Communications
- ▶ Windows-Based Software
- ▶ Multilingual Capability
- ▶ Remote Communications to RDP-110 Remote Annunciator
- ▶ 16 Programmable Contact Inputs
- ▶ Up to 15 Contact Outputs (7 standard)
- ▶ UL Recognized, CSA Certified, CE Approved
- ▶ Event Recording
- ▶ IP 54 Front Panel Rating with Integrated Gasket
- ▶ NFPA 110 Level 1 Compatible



Weights / Dimensions / Sound Data

	L x W x H	Weight lbs
OPU	90 x 54 x 66 in	3,550
Level 1	108 x 54 x 70 in	4,150
Level 2	108 x 54 x 70 in	4,225
Level 3	138 x 54 x 70 in	4,425

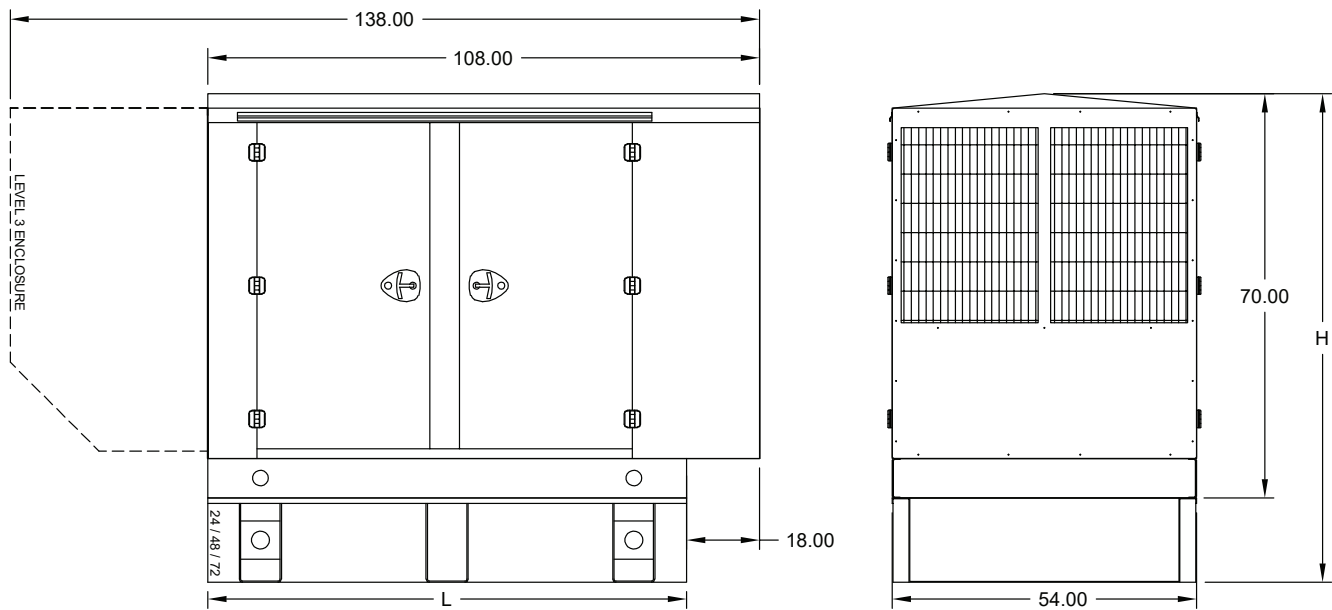
Please allow 6-12 inches for height of exhaust stack.



	No Load	Full Load
OPU	73 dBA	77 dBA
Level 1	71 dBA	73 dBA
Level 2	68 dBA	70 dBA
Level 3	63 dBA	65 dBA

Drawings based on standard open power 480 volt standby generator. Lengths may vary with other voltages. Subject to change without notice.
Sound data as measured at 23 feet (7 meters) in accordance with ISO 8528-10 at standby rating.

Enclosures



All enclosure models are 200 MPH wind rating certified in accordance with IBC2018 and ASCE/SEI 7-16 standards.

Level 2 & 3 enclosures include sound attenuation foam.

Level 3 enclosure includes frontal sound & exhaust hood.

*Enclosure height does not include exhaust stack.

	24 Hour 150 Gallon	48 Hour 300 Gallon	72 Hour 450 Gallon
L	90.00	90.00	90.00
H	84.00	96.00	106.00

All specification sheet dimensions are represented in inches.
All enclosures and fuel tanks are based on the standard standby unit configuration. Any deviation can change dimensions.
Materials and specifications subject to change without notice.



Distributed By:

Blue Star Power Systems, Inc.
2250 Carlson Drive
North Mankato, Minnesota 56003
Phone + 1 507 345 1776
bluestarps.com
quote.bluestarps.com
sales@bluestarps.com